

N Scale Vehicle Association

“For the modeler and collector of 1:160 scale vehicles and equipment”

Easy ‘N’ Inexpensive
ways to enhance the
Atlas Ford F-150 pickups

Steps for enhancing Atlas Ford F-150 pickup

Paint headlights silver, add orange tint to front turn signal lights

Paint front bumper opening with black acrylic

Highlight tailgate latch with black marker

Decal license plates (optional)

Trailer hitch from 0.020 music wire (optional)

Lower chassis to make 4 X 2 pickup instead of 4 X 4 (optional)


Selective weathering with powdered Tempera paints

Use a 0.08 inch long 0.01 by 0.04 Evergreen styrene strip for the front license plate “bracket”

Atlas Ford F-150




Before



After



Before



After

Black acrylic paint

Silver paint for headlights

Black Sharpie

Orange Sharpie

Homemade license plates




Before



After


Powdered Tempera for "dirty" tires and wheels

Atlas Ford F-150 with Neal's NGT Generator



Non-working
roof mounted
flasher from
Tomix taxi
painted orange

Powdered Tempera
for "dirty" bed liner



Trailer hitch from
0.020 music wire

Challenges

The taillights are small and can pop out when working with the model, be careful not to lose them.